

Let's write &
illustrate a
picture book!



Wildflower Books
WWW.WILDFLOWERBOOKS.NET



My book will be called..

Idea 1:


Idea 2:

Idea 3:


Idea 4:

Idea 5:


Time to choose a main character! Who will your story be about?



A dinosaur?



A robot?



A monster?



A cat?



A person?

Draw a picture!

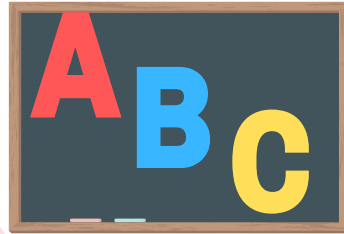


Something else?

Now, let's choose a setting!
Where will your story take place?



A sports game?




A school?



A jungle?



Space?



Somewhere else?

Draw a picture!



What will happen?

Beginning

Middle

End



Every book needs a great cover!

What will yours look like?

Next step: dedication!

Who are you writing this book for?



A large rectangular area with a light pink border, intended for writing a dedication. It contains five horizontal lines for text entry.


Some ideas: Mom, Dad, Grandma, Grandpa, Aunty, Uncle, brother, sister, your pet...

This is the first page of your book!
Tell us about your main character.
What's life like for them?

Now, what's happening for your character?

Do they have a problem? Something to learn? A friend to meet or a place to go?

What will they do?




What will happen?

And because of that...

What happens next?


What will your character do, try, or learn now?



What will happen?

Your character decides to try something new.

They...



How will it go?

What next?

Your character will have one last idea!

And...

It's **AMAZING!**

The End

1

Wildflower
Books
author

Great job! You
wrote a book!

Want to see it in print? Consider self-publishing!

Editing services available at

Wildflower Books

WWW.WILDFLOWERBOOKS.NET

